




# ACTIVITY REPORT

JANUARY 2020

Happy Maha Shivaratri

# About us



National Cooperative Dairy Federation of India Limited (NCDFI), established in 1970, is an apex body of dairy/oil cooperatives. Its members include federal dairy cooperatives of states / union territories and National Dairy Development Board (NDDB) as its institutional member.

The primary objective of NCDFI is to facilitate the working of dairy cooperatives through coordination, networking and advocacy.

Major activities of the NCDFI are: Coordination of milk and milk product supplies to Defence Services; Providing Online Marketplace for Dairy Industry; and working for genetic improvement of cattle.

Total business transacted by the NCDFI during 2018-19 was ₹ 2,177 crores.

Adoption of technology and its application to ensure better returns to dairy cooperatives and in turn to milk producers has been the primary focus of NCDFI. One such initiative is NCDFI eMarket which was launched on June 10, 2015.

The commodities being traded on NCDFI eMarket platform are Dairy Products, Cattle Feed Ingredients, Edible Oils, Fodder Seeds, Packaging Materials, Sugar, Chemicals, Scrap, etc. apart from Transport Services. This platform ensures transparent, fair, economic and faster dealings for all the members.



## NCDFI eMarket Offices

### Andhra Pradesh

Guntur  
Vijayawada  
Visakhapatnam

### Bihar

Patna

### Delhi

New Delhi

### Gujarat

Ahmedabad  
Anand

### Haryana

Chandigarh

### Jharkhand

Ranchi

### Karnataka

Bengaluru  
Mysore  
Shimoga

### Kerala

Cochin  
Trivendrum

### Madhya Pradesh

Bhopal  
Indore

### Maharashtra

Mumbai  
Nagpur  
Pune

### Tamil Nadu

Chennai  
Coimbatore  
Erode

### Odisha

Bhubaneswar  
Nabarangpur

### Punjab

Chandigarh  
Ludhiana

### Rajasthan

Jaipur  
Jodhpur

### Telangana

Hyderabad

### Uttar Pradesh

Lucknow

### West Bengal

Kolkata  
Siliguri

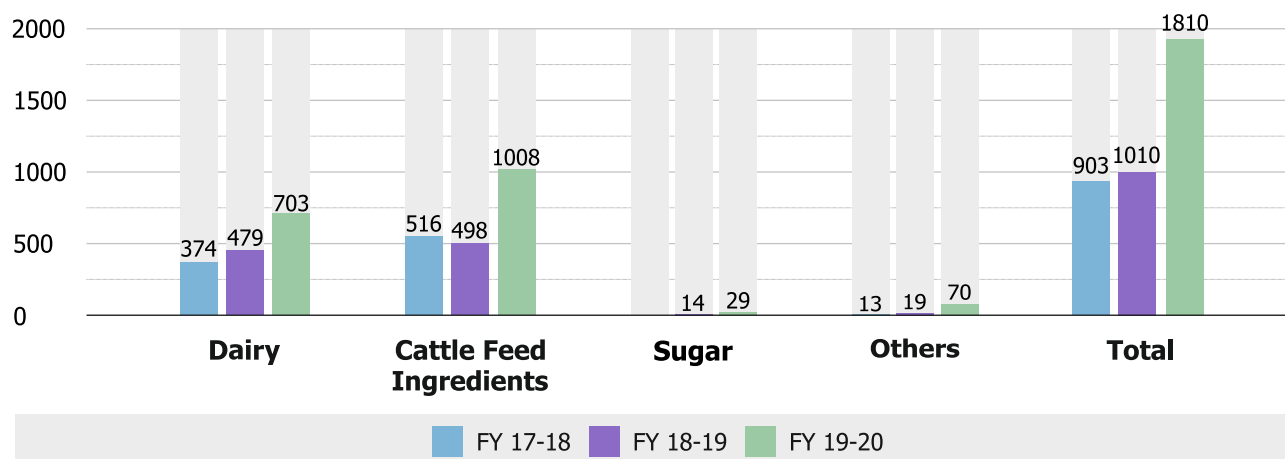
# At a Glance

(January - 2020)

Commodity	Number of Auctions	Quantity Concluded	Unit
<b>Dairy</b>			
Forward Auctions	13	581	MT
Auction Sale	4	843	MT
Auction Sale (Milk)	41	140	Lakh Ltrs
Reverse Auctions	8	640	MT
<b>Cattle Feed Ingredients</b>			
Reverse Auctions	92	76,271	MT
<b>Packaging</b>			
Reverse Auctions	116	33,85,40,956	Nos
Group Auction	1	46,14,000	Nos
	1	21,000	Kgs
<b>Sugar</b>			
Reverse Auctions	19	475	MT
<b>Chemicals</b>			
Reverse Auctions	5	58,000	Kgs
<b>Chocolates</b>			
Reverse Auctions	14	7,15,359	Kgs
<b>Dry Fruits &amp; Nuts</b>			
Reverse Auctions	9	8,550	Kgs
<b>Others</b>			
Reverse Auctions	6	2,112	MT
<b>Scrap</b>			
Forward Auctions	45	18,05,860	Kgs
	15	1,67,750	Nos
	2	2	MT

## Transacted Business

(₹ in Crore)



# Product List

## Dairy



Bulk Milk	Scum Ghee
Butter	SMP
Cheese	Sweep Powder
ETP Wet Solid	Whey Powder
Ghee	WMP

## Cattle Feed Ingredients

Bajra	Gur	Rice Bran/Polish
Barley	Gypsum	Sal Seed
Bentonite Powder	Horse Gram	Salt
Calcite Powder	Inorganic Minerals	Sesame Meal
Calcium Carbonate	Jowar	Shea
Calcium Powder	Kemin Maxim Dry	Soya Bean Meal
Chromium	Koran Bran	Sun Flower Meal
Cobalt Sulphate	Lacto Vanilla	Sweetener
Coconut Meal	Magnesium Oxide	Tapioca
Coffee Husk Powder	Maize	Trace Minerals
Copper Sulphate	Manganese Sulphate	Tur
Cotton Seed Meal	Mineral Mixtures	Urea
Dicalcium Phosphate	Mustard Meal	Wheat
Gram	Palm Kernel Cake	Yeast
Groundnut Meal	Potassium Iodide	Zinc Sulphate
Guar Korma Meal	Ragi	Sodium Thio Sulphate dried / Monohydrates (Anhydrous)
	Rice	

## Sugar

G-60	M-30	S-30
G-100	M-31	S-31
Pharma Grade		



## Edible Oils

Coconut Oil  
Crude Palm Kernel Oil  
Crude Palmolein Oil  
Gingelly Oil  
Groundnut Oil

Palmolein Oil  
Rice Bran Oil  
Sunflower Oil  
Super Olein Oil



## Packaging Materials

Aluminum Foils  
Bags  
BOPP Bags  
Bottles  
Box Strapping Rolls  
Boxes  
Buckets  
Butter Sheet  
Caps  
Carry Bags  
Ceeka Carton  
Clips  
Corrugated Boxes  
Covers  
Crates  
Crown Corks  
Glasses & Cups  
Ice Cream Cone with sleeves

Jars  
Labels  
Laminates  
Mono Cartons  
Mulching Sheet  
P.P. Strap Rolls  
Pallets  
Paper Reams  
Paper Rolls  
Paperboard Lid

Parchment Paper  
Poly Films  
Sacks  
Sleeves  
Stickers  
Stitching Thread  
Tape Rolls  
Tins  
Tissue Paper



## Chemicals

Alginate Powder  
Anhydrous Ammonia Gas (Liquid)  
Amyl Alcohol  
Bleaching Powder  
Caustic Soda  
Hydrogen Peroxide  
Idophor

Lysine  
Methonine  
Nitric Acid  
Nuvan  
Soap Oil  
Washing Soda



## Others

Badam Essence (Maharaja)  
Biomass Briquettes  
Butter Milk Blend- VD (Spice Flavour)  
Copper Glycinate  
Curd Cultures Danisco (FO1 and FO2)

Liquid Glucose **New**  
LysiGEM  
Metapiral  
N. B. Sac  
Palm Sludge Powder

Rice Husk  
Vitamins

## Scrap



Corrugated Boxes  
Metal Steel & Cast Iron  
Plastic Scrap  
Polyfilm  
Printed Milk Film Rolls

Spools  
Used Bags  
Wooden Scrap

## Fodder Seeds

### Sorghum

Sorghum Hybrid Forage (SSG-898)  
SSG Multi-Cut Sorghum  
CSH 24MF Multi-Cut Sorghum

### South African Tall Maize

**Cowpea (UPC-8705)**



# Services

## Transport

Coal Trucks  
Insulated Road Milk Tankers  
Milk/Products Distribution Trucks

## Deep Freezers Hiring Manpower

House Keeping  
Plant Workers New  
Pest Control New



# Dry Fruits & Nuts



Almonds  
Cashew Nut Kernels  
Pistachio Kernels  
Raisins  
Walnut

# Chocolates



Choco Chips  
Cocoa Butter  
Cocoa Powder  
Dark Chocomass  
Milk Chocomass

# Transacted Volumes

Product	2019-20*	2018-19
<b>Dairy</b>	<b>Quantity (MT)</b>	
SMP	13,889	23,382
Butter	4,558	5,550
Cheese	475	
WMP	415	195
Whey Powder	216	
Ghee	25	15
<b>Bulk Milk</b>	<b>Quantity (Ltr)</b>	
Raw Chilled Milk	4,30,77,000	
Separated Skimmed Milk	1,82,65,000	
<b>Cattle Feed Ingredients</b>	<b>Quantity (MT)</b>	
Rice Bran/Polish	2,25,858	1,54,027
Maize	1,95,545	90,889
Cotton Seed Meal	15,835	10,190
Wheat	11,910	220
Mustard Meal	11,850	25,260
Coconut Meal	6,675	3,030
Calcite Powder	5,910	2,097
Gypsum	5,200	
Di Calcium Phosphate	3,998	1,600
Coffee Husk Powder	3,460	500
Salt	3,007	950
Urea	2,552	426
Rice	2,455	1,750
Bajra	2,400	
Tur	2,400	1,080
Shea	2,020	
Palm Kernal Cake	1,400	
Soya Bean Meal	1,140	1,370
Sun Flower Meal	1,100	1,740
<b>Sugar (All Grades)</b>	7,870	3,974

\* Upto January 31, 2020



# Dairy

# Concluded Trades

Brand	Quantity Sold (MT) (Jan 2020)					Ex-Dairy Price Offered (₹/Kg) (29 Jan 2020)		
	SMP	Butter	WMP	Cheese	Whey Powder	SMP	Butter	Cheese
	46	797						
	310	100	30					
	100	100						
	100			125	50			
	150	25				330	330	
		90						
	16	25						

# Bulk Milk

# Concluded Trades

Dairy	27-Jan-20		10-Jan-20		4-Jan-20	
	Qty (in Thousand Ltrs)	Ex-Plant Rate (Rs./Kg.TS)	Qty (in Thousand Ltrs)	Ex-Plant Rate (Rs./Kg.TS)	Qty (in Thousand Ltrs)	Qty (in Thousand Ltrs)
<b>Raw Chilled Milk</b>						
Cuddalore	225	313	450	313		
Dharmapuri	225	315	225	334		
Dindigul	525	320				
Erode	600	320	450	333		
Karur	450	313			120	303
Namakkal	225	315	225	335		
Tiruppur	1,125	313			72	304
Tiruvannamalai	675	315	675	323		
Vellore	225	317	225	317		
Villupuram	450	317	675	331		
Sanur	225	316				
Salem	225	316				
Theni	450	322				
<b>Separated Skimmed Milk</b>						
Krishnagiri	675	271	450	287		
Madurai					240	274
Padalur			450	298		
Tiruvannamalai					360	277
Trichy	900	271	450	299		
Salem	1,125	271				
Erode	675	273				

**Seller**



**Tamilnadu Co-operative Milk Producers' Federation Limited (TCMPF)**

## Dairy Scrap

## Concluded Trades

Details of Trades				
State	Place	Qty (MT)	Ex-Plant Rate (₹/Kg)	Trade Date
<b>Sweep Powder</b>				
Tamil Nadu	Erode	1	133	13-Jan-20
		1	146	27-Jan-20

## Dry Fruits & Nuts

## Concluded Trades

Details of Trades				
State	Place	Qty (Kg)	*FOR Rate (₹/Kg)	Trade Date
<b>Almond Kernels</b>				
Delhi	Patparganj	2,500	598.00	31-Dec-19
<b>Cashew Nut Kernels (W-320/White Wholes)</b>				
Delhi	Patparganj	1,000	638.00	31-Dec-19
<b>Cashew SWP (Small White Pieces)</b>				
Delhi	Patparganj	900	487.00	31-Dec-19
<b>Cashew LWP (Large White Pieces)</b>				
Delhi	Patparganj	100	568.00	31-Dec-19
<b>Raisins</b>				
Delhi	Patparganj	1,000	252.00	31-Dec-19
Haryana	Ballabgarh	1,600	245.00	
<b>Pistachio Kernels</b>				
Delhi	Patparganj	800	1,440.00	31-Dec-19
Haryana	Rai	500		
<b>Walnut Kernels</b>				
Haryana	Ballabgarh	150	900.00	31-Dec-19

\* Exclusive of GST

# Cattle Feed Ingredients

# Concluded Trades

## Details of Trades

State	Place	Qty (MT)	FOR Rate (₹/Kg)	Trade date
<b>Maize</b>				
Andhra Pradesh	Amadalavalasa	100	24.20	31-Dec-19
	Anakapalli	120	23.28	
		150	22.68	23-Jan-20
Gujarat	Bidaj	40	21.31	02-Jan-20
Karnataka	Hassan	37,000	22.77	06-Jan-20
Kerala	Pattanakad	700	21.81	25-Jan-20
Tamil Nadu	Erode#	150	21.96	08-Jan-20
		300	20.97	21-Jan-20
Uttar Pradesh	Raebareli	30	24.50	13-Jan-20
<b>De Oiled Rice Bran</b>				
Andhra Pradesh	Amadalavalasa	800	15.38	31-Dec-19
	Anakapalli	700	15.65	
		900	13.98	23-Jan-20
Gujarat	Navsari	600	14.97	24-Jan-20
	Rajkot	2,000	14.65	22-Jan-20
Karnataka	Dharwad	2,000	14.87	27-Dec-19
		1,600	14.35	08-Jan-20
	Gubbi	1,500	14.60	
	Hassan	3,000	15.47	27-Dec-19
		1,500	14.58	08-Jan-20
	Rajanukunte	1,250	14.43	
Kerala	Shikaripura	1,750	14.70	27-Dec-19
		2,250	14.66	08-Jan-20
	Kallettumkara	1,500	16.95	13-Jan-20
		1,000	15.74	
Tamil Nadu	Kozhikode	1,000	15.49	
		1,000	15.29	28-Jan-20
	Karunagapally	750	16.00	
	Pattanakad	600	17.10	16-Jan-20
		1,500	15.73	25-Jan-20
Tamil Nadu	Erode#	1,500	18.00	31-Dec-19
		1,000	16.50	21-Jan-20

#Different Specifications

# Cattle Feed Ingredients

# Concluded Trades

## Details of Trades

State	Place	Qty (MT)	FOR Rate (₹/Kg)	Trade date
<b>Rice Polish</b>				
Andhra Pradesh	Anakapalli	150	22.48	31-Dec-19
		170	18.98	23-Jan-20
Karnataka	Dharwad	500	20.46	
	Hassan	450	21.49	08-Jan-20
	Rajanukunte	400	21.40	
	Kallemtumkara	250	26.20	13-Jan-20
Kerala	Karunagapally	100	24.22	28-Jan-20
		50	25.94	13-Jan-20
	Kozhikode	100	23.95	28-Jan-20
		100	26.48	13-Jan-20
		100	23.90	28-Jan-20
	Pattanakad	100	26.00	16-Jan-20
		150	21.80	25-Jan-20
100		25.65	25-Jan-20	
Tamil Nadu	Erode#	500	25.20	21-Jan-20
Uttar Pradesh	Raebareli	10	19.63	20-Jan-20
West Bengal	Jairambati	300	20.43	01-Jan-20
<b>Calcite Powder</b>				
Andhra Pradesh	Anakapalli	25	05.20	31-Dec-19
Jharkhand	Ranchi	80	03.59	02-Jan-20
West Bengal	Jairambati	120	04.87	01-Jan-20
<b>Technical Grade Urea</b>				
Kerala	Malampuzha	50	19.88	31-Dec-19
	Kallemtumkara	60	21.50	13-Jan-20
		80	21.20	28-Jan-20
	Karunagapally	20	24.00	13-Jan-20
		20	20.20	28-Jan-20
	Kozhikode	30	22.50	13-Jan-20
		20	20.21	28-Jan-20
	Pattanakad	50	23.24	16-Jan-20
30		22.98	27-Jan-20	
<b>Di-Calcium Phosphate</b>				
Andhra Pradesh	Budhavaram	50	32.40	10-Jan-20

#Different Specifications

# Cattle Feed Ingredients

# Concluded Trades

## Details of Trades

State	Place	Qty (MT)	FOR Rate (₹/Kg)	Trade date
<b>Di-Calcium Phosphate</b>				
Bihar	Buxar	15	36.00	13-Jan-20
Tamil Nadu	Erode#	300	35.90	31-Dec-19
<b>Common Salt</b>				
Andhra Pradesh	Amadalavalasa	50	02.79	31-Dec-19
	Anakapalli	35	02.43	
		40	02.75	23-Jan-20
Bihar	Barauni	270	04.20	20-Jan-20
<b>Shea Doc</b>				
Andhra Pradesh	Amadalavalasa	100	13.80	31-Dec-19
	Anakapalli	100	13.80	
<b>Cotton Doc</b>				
Andhra Pradesh	Amadalavalasa	200	25.80	06-Jan-20
	Anakapalli	140	25.50	
		120	25.00	
<b>Soya Doc</b>				
Kerala	Pattanakad	25	48.00	07-Jan-20
		25	44.50	25-Jan-20
<b>Wheat Bran</b>				
Uttar Pradesh	Raebareli	10	24.00	20-Jan-20
<b>De-Corticated De-Oiled Cotton Seed Extractions</b>				
Tamil Nadu	Erode#	300	28.46	08-Jan-20
<b>Cotton Seed Extractions</b>				
Kerala	Pattanakad	200	26.35	25-Jan-20
<b>Broken Rice</b>				
West Bengal	Jairambati	125	20.00	07-Jan-20
<b>De-Oiled Mustard Cake</b>				
Andhra Pradesh	Anakapalli	200	20.65	23-Jan-20
Uttar Pradesh	Raebareli	10	22.00	13-Jan-20
<b>Groundnut Extractions</b>				
Tamil Nadu	Erode#	100	36.45	21-Jan-20
<b>Soyabean Meal</b>				
Kerala	Kallemunkara	50	42.25	28-Jan-20
	Kozhikode	50	42.25	

#Different Specifications

## Cattle Feed Ingredients

## Concluded Trades

Details of Trades				
State	Place	Qty (MT)	FOR Rate (₹/Kg)	Trade date
<b>Jowar</b>				
Kerala	Kallemthumkara	200	20.97	13-Jan-20
	Karunagapally	50	21.43	
			100	19.89
<b>Sodium Thio Sulphate dried / monohydrates</b>				
Bihar	Buxar	05	35.28	13-Jan-20
<b>Chelated Mineral Mixtures</b>				
Uttar Pradesh	Raebareli	01	79.00	13-Jan-20
<b>Mineral Mixture</b>				
Uttar Pradesh	Baraut	0.8	55.00	20-Jan-20
<b>Trace Mineral (In Organic)</b>				
Andhra Pradesh	Budhavaram	05	52.00	10-Jan-20
<b>Trace Mineral (Organic Chelated)</b>				
Andhra Pradesh	Budhavaram	03	118.00	10-Jan-20

## Chemicals

## Concluded Trades

Details of Trades				
State	Place	Qty (Kg)	*FOR Rate (₹/Kg)	Trade Date
<b>Nitric Acid</b>				
Delhi	Patparganj	15,000	12.10	04-Jan-20
Uttar Pradesh	Pilkhuwa	15,000	12.00	10-Jan-20
		15,000	11.80	22-Jan-20
Andhra Pradesh	Tirupati	3,000	25.00	20-Jan-20
<b>Caustic Soda Flakes</b>				
Andhra Pradesh	Tirupati	10,000	31.70	24-Jan-20

\* Exclusive of GST

# Scrap

# Concluded Trades

Details of Trades					
State	Place	Qty	Unit	Ex-Plant Rate (₹/Unit)	Trade date
<b>Used P P Bags</b>					
Gujarat	Kanjari	7,000	Kgs	09.25	27-Dec-19
	Kapdivav	15,000		09.51	
Rajasthan	Ajmer	11,250	Kgs	12.63	24-Jan-20
	Pali	4,000		09.10	22-Jan-20
	Lambiyakalan	4,285		09.25	27-Jan-20
<b>Old/Used Empty Gunny Bags (Chokdi-1)</b>					
Gujarat	Kanjari	2,70,600	Kgs	10.88	27-Dec-19
	Kapdivav	4,36,020		11.03	
	Mogar	8,000		32.60	
<b>Small Bags</b>					
Gujarat	Kanjari	10,000	Nos	13.28	27-Dec-19
	Kapdivav	20,000		14.04	
<b>Miscellaneous Bags</b>					
Gujarat	Kanjari	1,000	Nos	43.00	27-Dec-19
	Kapdivav	2,300		44.00	
<b>Kantan</b>					
Gujarat	Kanjari	100	Kgs	17.00	27-Dec-19
	Kapdivav	2,000		23.70	
<b>Used Gunny Bags</b>					
Rajasthan	Ajmer	40,000	Kgs	12.26	24-Jan-20
	Pali	40,000		12.85	22-Jan-20
	Lambiyakalan	8,635		11.57	27-Jan-20
Tamil Nadu	Erode	50,000	Nos	13.10	30-Dec-19
		50,000		14.68	23-Jan-20
<b>Damaged/ Used Cartons Scrap</b>					
Telangana	Hyderabad	10,000	Kgs	05.20	02-Jan-20
<b>Damaged/ Used Cores Scrap</b>					
Telangana	Hyderabad	3,000	Kgs	03.50	02-Jan-20
<b>Damaged/Used Ghee Tins</b>					
Telangana	Hyderabad	1,000	Kgs	10.00	02-Jan-20
<b>End Roll Film A P Unused Scrap</b>					
Telangana	Hyderabad	2,000	Kgs	31.10	02-Jan-20
<b>Aluminium</b>					
Delhi	Patparganj	2,000	Kgs	70.00	18-Dec-19
Uttar Pradesh	Pilkhuwa	2,000		50.00	17-Dec-19



# Scrap

# Concluded Trades

Details of Trades					
State	Place	Qty	Unit	Ex-Plant Rate (₹/Unit)	Trade date
<b>HDPE Bags</b>					
Uttar Pradesh	Pilkhuwa	13,000	Kgs	20.00	17-Dec-19
<b>Mild Steel &amp; Galvanized Iron</b>					
Uttar Pradesh	Pilkhuwa	13,000	Kgs	16.00	17-Dec-19
<b>Nutrifit / Lassi HIP Bottles</b>					
Uttar Pradesh	Pilkhuwa	10,000	Kgs	11.00	17-Dec-19
<b>SMP Bags</b>					
Uttar Pradesh	Pilkhuwa	23,000	Kgs	05.00	17-Dec-19
<b>SMP Poly Liner</b>					
Uttar Pradesh	Pilkhuwa	5,000	Kgs	18.00	17-Dec-19
<b>Stain Less Steel (Magnetic/Non Magnetic)</b>					
Uttar Pradesh	Pilkhuwa	6,500	Kgs	65.10	17-Dec-19
<b>Tins</b>					
Uttar Pradesh	Pilkhuwa	5,000	Kgs	13.51	17-Dec-19
<b>Dahi Cups</b>					
Uttar Pradesh	Pilkhuwa	7,000	Kgs	05.65	27-Dec-19
<b>HDPE Polythene</b>					
Uttar Pradesh	Pilkhuwa	14,000	Kgs	21.15	27-Dec-19
<b>Plastic &amp; Rubber Scrap</b>					
Uttar Pradesh	Pilkhuwa	4,000	Kgs	05.05	27-Dec-19
<b>Plastic Can 20/30 Ltr</b>					
Uttar Pradesh	Pilkhuwa	250	Nos	15.10	27-Dec-19
<b>Plastic Can 40-50 Ltr</b>					
Uttar Pradesh	Pilkhuwa	300	Nos	15.10	27-Dec-19
<b>Plastic Drum (200-250 Kg)</b>					
Uttar Pradesh	Pilkhuwa	50	Nos	255.00	27-Dec-19
<b>Poly Pouch (Scrap)</b>					
Uttar Pradesh	Pilkhuwa	42,000	Kgs	11.77	27-Dec-19
<b>HM Polythene</b>					
Delhi	Patparganj	3,500	Kgs	10.00	18-Dec-19
<b>MS Drum 210 Ltr</b>					
Delhi	Patparganj	400	Nos	300.00	18-Dec-19
<b>Old News Paper, Scrap, Register and Binded Books</b>					
Delhi	Patparganj	7,500	Kgs	06.00	18-Dec-19
<b>Plastic Drum 210Ltr (Scrap)</b>					
Delhi	Patparganj	150	Nos	300.00	18-Dec-19

## Scrap

## Concluded Trades

Details of Trades					
State	Place	Qty	Unit	Ex-Plant Rate (₹/Unit)	Trade date
<b>Polythene Liner (Cutting Milk Powder Bag)</b>					
Delhi	Patparganj	30,000	Kgs	26.80	18-Dec-19
<b>Stain Less Steel (Magnetic/Non Magnetic)</b>					
Delhi	Patparganj	5,000	Kgs	73.00	18-Dec-19
<b>Wooden Scrap</b>					
Delhi	Patparganj	15,000	Kgs	01.00	18-Dec-19
<b>Butter Polythene</b>					
Uttar Pradesh	Pilkhuwa	7,000	Kgs	01.05	09-Jan-20
<b>Iron Scrap</b>					
Bihar	Barauni	5,000	Kgs	17.60	10-Jan-20
<b>Plastic Crate Cut In Two Part (Broken)</b>					
Bihar	Barauni	3,000	Kgs	33.10	10-Jan-20

## Chocolates

## Concluded Trades

Details of Trades				
State	Place	Qty (Kg)	*FOR Rate (₹/Kg)	Trade Date
<b>Choco Chips</b>				
Delhi	Patparganj	51,174	215.00	27-Dec-19
Haryana	Faridabad			
	Sonipat			
Uttar Pradesh	Etawah	1,945	220.00	
Gujarat	Mehsana			
Maharashtra	Warana	<b>Cocoa Butter</b>		
Delhi	Patparganj	55,255	455.00	27-Dec-19
Haryana	Faridabad			
	Sonipat			
Uttar Pradesh	Etawah			

\* Exclusive of GST

# Chocolates

# Concluded Trades

## Details of Trades

State	Place	Qty (Kg)	*FOR Rate (₹/Kg)	Trade Date
<b>Cocoa Butter</b>				
Gujarat	Mehsana	4,578	445.00	27-Dec-19
Maharashtra	Warana			
West Bengal	Kolkata	4,138	460.00	
<b>Cocoa Powder</b>				
Delhi	Patparganj	4,150	148.00	27-Dec-19
Haryana	Faridabad Sonipat			
Uttar Pradesh	Etawah	204	152.00	
Gujarat	Mehsana			
Maharashtra	Warana	84	164.00	
West Bengal	Kolkata			
<b>Dark Chocomass</b>				
Delhi	Patparganj	3,23,506	205.00	27-Dec-19
Haryana	Faridabad Sonipat			
Uttar Pradesh	Etawah	27,928	200.00	
Gujarat	Mehsana			
Maharashtra	Warana	17,675	209.00	
West Bengal	Kolkata			
<b>Milk Chocomass</b>				
Delhi	Patparganj	1,95,567	210.00	27-Dec-19
Haryana	Faridabad Sonipat			
Uttar Pradesh	Etawah	16,963	219.00	
Gujarat	Mehsana			
Maharashtra	Warana	12,192	204.00	
West Bengal	Kolkata			

\* Exclusive of GST

# Packaging Materials

# Concluded Trades

Details of Trades					
State	Place	Qty	Unit	FOR Rate (₹/Unit)	Trade Date
<b>HDPE Bags (Size 34" X 22")</b>					
Andhra Pradesh	Budhavaram	56,000	Nos	07.02	30-Dec-19
	Gudlavalleru	17,000		05.80	
<b>HDPE Bags (Size 40" X 28")</b>					
Andhra Pradesh	Budhavaram	1,10,000	Nos	11.15	30-Dec-19
	Gudlavalleru	8,000		10.98	
<b>Corrugated Boxes (Apple Gift 1 Kg)</b>					
Delhi	Mangolpuri	20,000	Nos	*07.90	30-Dec-19
<b>Corrugated Boxes (Apple Gift 2 Kg)</b>					
Delhi	Mangolpuri	20,000	Nos	*12.00	30-Dec-19
<b>Corrugated Boxes (Domestic Frozen Green Peas 2.5 Kg)</b>					
Delhi	Mangolpuri	10,000	Nos	*19.75	30-Dec-19
<b>Corrugated Boxes (Export Frozen Green Peas 1 Kg)</b>					
Delhi	Mangolpuri	10,000	Nos	*29.55	30-Dec-19
<b>Corrugated Boxes (Export Frozen Green Peas 2.5 Kg)</b>					
Delhi	Mangolpuri	10,000	Nos	*27.50	30-Dec-19
<b>Corrugated Boxes (Export Frozen Green Peas 400 gms)</b>					
Delhi	Mangolpuri	10,000	Nos	*27.95	30-Dec-19
<b>Corrugated Boxes (Frozen Aloo Tikki 400 gms)</b>					
Delhi	Mangolpuri	6,000	Nos	*28.25	30-Dec-19
<b>Corrugated Boxes (Frozen French Fries 2.5 Kg)</b>					
Gujarat	Mehsana	10,000	Nos	*29.60	30-Dec-19
<b>Corrugated Boxes (Frozen Green Peas 10 Kg)</b>					
Delhi	Mangolpuri	10,000	Nos	*20.50	30-Dec-19
<b>Corrugated Boxes (Frozen Hara Bhara Veg Kabab 200 gms)</b>					
Delhi	Mangolpuri	8,000	Nos	*20.67	30-Dec-19
<b>Corrugated Boxes (Mixed Fruit Jam 1 Kg X 12)</b>					
Delhi	Mangolpuri	5,000	Nos	*23.50	30-Dec-19
<b>Corrugated Boxes (Organic Fresh Fruits And Vegetables 1 Kg)</b>					
Delhi	Mangolpuri	30,000	Nos	*05.74	30-Dec-19
<b>Corrugated Boxes (Ready To Serve Pet Bottle 1000 ml)</b>					
Rajasthan	Alwar	10,000	Nos	*20.80	30-Dec-19
<b>Corrugated Boxes (Ready To Serve Pet Bottle 500 ml)</b>					
Rajasthan	Alwar	10,000	Nos	*21.73	30-Dec-19

\* Exclusive of GST

# Packaging Materials

# Concluded Trades

Details of Trades					
State	Place	Qty	Unit	FOR Rate (₹/Unit)	Trade Date
<b>Glasses &amp; Cups (100 gms Basundi Cups)</b>					
Telangana	Hyderabad	1,80,000	Nos	01.06	27-Dec-19
<b>Glasses &amp; Cups (100 gms Curd Cups)</b>					
Telangana	Hyderabad	1,00,000	Nos	01.06	27-Dec-19
<b>Glasses &amp; Cups (200 ml Butter Milk Glasses (Jeera))</b>					
Telangana	Hyderabad	3,30,000	Nos	01.83	27-Dec-19
<b>Glasses &amp; Cups (200 ml Butter Milk Glasses (Normal))</b>					
Telangana	Hyderabad	24,000	Nos	01.83	27-Dec-19
<b>Glasses &amp; Cups (200 ml Lassi Glasses (Normal))</b>					
Telangana	Hyderabad	12,00,000	Nos	01.83	27-Dec-19
<b>Glasses &amp; Cups (200 ml Lassi Glasses (Premium))</b>					
Telangana	Hyderabad	10,80,000	Nos	01.83	27-Dec-19
<b>Glasses &amp; Cups (80 gms Curd Cups)</b>					
Telangana	Hyderabad	17,00,000	Nos	01.06	27-Dec-19
<b>BOPP Tape Rolls</b>					
Telangana	Hyderabad	17,000	Nos	39.00	27-Dec-19
<b>200gms Paneer Pouch</b>					
West Bengal	Dankuni	18,00,000	Nos	00.72	03-Jan-20
<b>Ghee Pouch Film (Roto Gravure Printing 100 ml Mixed Ghee Pouch Film)</b>					
Telangana	Hyderabad	1,000	Kgs	210.00	13-Dec-19
<b>Ghee Pouch Film (Roto Gravure Printing 1000 ml Cow Ghee Pouch Film)</b>					
Telangana	Hyderabad	1,000	Kgs	210.00	13-Dec-19
<b>Ghee Pouch Film (Roto Gravure Printing 1000 ml Mixed Ghee Pouch Film)</b>					
Telangana	Hyderabad	10,000	Kgs	200.00	13-Dec-19
<b>Ghee Pouch Film (Roto Gravure Printing 200 ml Cow Ghee Pouch Film)</b>					
Telangana	Hyderabad	1,000	Kgs	210.00	13-Dec-19
<b>Ghee Pouch Film (Roto Gravure Printing 200 ml Mixed Ghee Pouch Film)</b>					
Telangana	Hyderabad	2,000	Kgs	210.00	13-Dec-19
<b>Ghee Pouch Film (Roto Gravure Printing 500 ml Cow Ghee Pouch Film)</b>					
Telangana	Hyderabad	1,000	Kgs	210.00	13-Dec-19
<b>Ghee Pouch Film (Roto Gravure Printing 500 ml Mixed Ghee Pouch Film)</b>					
Telangana	Hyderabad	5,000	Kgs	200.00	13-Dec-19
<b>Aluminium Foil Lids for 2 Kg Dahi Tub</b>					
Uttar Pradesh	Pilkhuwa	2,01,692	Nos	*01.12	17-Dec-19
Maharashtra	Vashi and Nagpur	3,34,853	Nos	*01.11	

\* Exclusive of GST

# Packaging Materials

# Concluded Trades

## Details of Trades

State	Place	Qty	Unit	FOR Rate (₹/Unit)	Trade Date
<b>Aluminium Foil Lids for 100 gms Yoghurt Cup</b>					
Uttar Pradesh	Pilkhuwa	6,80,997	Nos	*00.34	17-Dec-19
Maharashtra	Vashi and Nagpur	29,63,694	Nos	*00.36	
Andhra Pradesh	Tirupati Balaji	15,08,347	Nos	*00.36	
<b>Aluminium Foil Lids for 400 gms Dahi Cup</b>					
Andhra Pradesh	Tirupati Balaji	8,21,965	Nos	*00.46	17-Dec-19
Maharashtra	Vashi and Nagpur	37,56,494	Nos	*00.46	
West Bengal	Kolkata	39,16,516	Nos	*00.45	
Uttar Pradesh	Pilkhuwa	92,01,594	Nos	*00.47	
<b>Aluminium Foil Lids for 5 Kg Dahi Tub</b>					
Uttar Pradesh	Pilkhuwa	3,48,267	Nos	*00.92	17-Dec-19
<b>Aluminium Foil Lids for 80 gms/85 gms/200 gms Dahi Cup</b>					
West Bengal	Kolkata	3,07,11,458	Nos	*00.33	17-Dec-19
Andhra Pradesh	Tirupati Balaji	50,38,504	Nos	*00.34	
Uttar Pradesh	Pilkhuwa	7,90,17,955	Nos	*00.34	
Maharashtra	Vashi and Nagpur	1,80,97,867	Nos	*00.34	
<b>Corrugated Boxes (1 Litre IML Tub)</b>					
North	Ballabgarh, Etawah, Gajraula, Ghaziabad, Karnal, Patparganj, Pilkhuwa and Rai	3,67,867	Nos	*06.95	18-Dec-19
<b>Corrugated Boxes (1 Litre Ceka Ghee)</b>					
Uttar Pradesh	Gajraula	80,000	Nos	*24.54	18-Dec-19
Haryana	Karnal	80,000	Nos	*24.52	
<b>Corrugated Boxes (1000 gms Dairy Whitener)</b>					
Uttar Pradesh	Etawah	18,000	Nos	*59.80	18-Dec-19
<b>Corrugated Boxes (100 ml Cones)</b>					
North	Ballabgarh, Etawah, Gajraula, Ghaziabad, Karnal, Patparganj, Pilkhuwa and Rai	13,19,006	Nos	*08.33	18-Dec-19
<b>Corrugated Boxes (200 gms Dairy Whitener)</b>					
Uttar Pradesh	Etawah	5,267	Nos	*62.80	18-Dec-19
<b>Corrugated Boxes (25 gms Dairy Whitener)</b>					
Uttar Pradesh	Etawah	12,000	Nos	*64.00	18-Dec-19

\* Exclusive of GST

# Packaging Materials

# Concluded Trades

## Details of Trades

State	Place	Qty	Unit	FOR Rate (₹/Unit)	Trade Date
<b>Corrugated Boxes (400 gms Dahi)</b>					
Uttar Pradesh	Pilkhuwa	10,00,000	Nos	*04.49	18-Dec-19
<b>Corrugated Boxes (40 ml Ice Cream Cup)</b>					
North	Ballabgarh, Etawah, Gajraula, Ghaziabad, Karnal, Patparganj, Pilkhuwa and Rai	20,000	Nos	*05.34	18-Dec-19
<b>Corrugated Boxes (500 gms Dairy Whitener)</b>					
Uttar Pradesh	Etawah	18,000	Nos	*67.90	18-Dec-19
<b>Corrugated Boxes (500 ml Ceka Ghee)</b>					
Uttar Pradesh	Gajraula	30,000	Nos	*23.76	18-Dec-19
Haryana	Karnal	30,000	Nos	*23.74	
<b>Corrugated Boxes (500 ml Paper Tub)</b>					
North	Ballabgarh, Etawah, Gajraula, Ghaziabad, Karnal, Patparganj, Pilkhuwa and Rai	42,171	Nos	*08.60	18-Dec-19
<b>Corrugated Boxes (50 ml Cones)</b>					
North	Ballabgarh, Etawah, Gajraula, Ghaziabad, Karnal, Patparganj, Pilkhuwa and Rai	6,31,659	Nos	*06.11	18-Dec-19
<b>Corrugated Boxes (60 ml Cup Ice Cream)</b>					
North	Ballabgarh, Etawah, Gajraula, Ghaziabad, Karnal, Patparganj, Pilkhuwa and Rai	17,81,192	Nos	*05.70	18-Dec-19
<b>Corrugated Boxes (750 ml IML Tub New)</b>					
North	Ballabgarh, Etawah, Gajraula, Ghaziabad, Karnal, Patparganj, Pilkhuwa and Rai	50,000	Nos	*05.40	18-Dec-19

\* Exclusive of GST

# Packaging Materials

# Concluded Trades

## Details of Trades

State	Place	Qty	Unit	FOR Rate (₹/Unit)	Trade Date
<b>Corrugated Boxes (90 ml Cup)</b>					
North	Ballabgarh, Etawah, Gajraula, Ghaziabad, Karnal, Patparganj, Pilkhuwa and Rai	3,59,531	Nos	*06.20	18-Dec-19
<b>Corrugated Boxes (Cassatta)</b>					
North	Ballabgarh, Etawah, Gajraula, Ghaziabad, Karnal, Patparganj, Pilkhuwa and Rai	2,01,267	Nos	*04.40	18-Dec-19
<b>Corrugated Boxes (Chillz Bar 60 ml)</b>					
North	Ballabgarh, Etawah, Gajraula, Ghaziabad, Karnal, Patparganj, Pilkhuwa and Rai	1,66,636	Nos	*05.60	18-Dec-19
<b>Corrugated Boxes (Chillz Bar 65 ml Chocolate)</b>					
North	Ballabgarh, Etawah, Gajraula, Ghaziabad, Karnal, Patparganj, Pilkhuwa and Rai	1,99,754	Nos	*06.04	18-Dec-19
<b>Corrugated Boxes (Chillz Bar Choco Treat 75 ml)</b>					
North	Ballabgarh, Etawah, Gajraula, Ghaziabad, Karnal, Patparganj, Pilkhuwa and Rai	2,32,432	Nos	*05.78	18-Dec-19
<b>Corrugated Boxes (Crate Separator)</b>					
Uttar Pradesh	Pilkhuwa	1,00,000	Nos	*02.51	18-Dec-19
<b>Corrugated Boxes (Dolly Bar)</b>					
North	Ballabgarh, Etawah, Gajraula, Ghaziabad, Karnal, Patparganj, Pilkhuwa and Rai	20,000	Nos	*06.60	18-Dec-19
<b>Corrugated Boxes (ESL 24 X 450 ml)</b>					
Uttar Pradesh	Etawah	4,50,000	Nos	*38.65	18-Dec-19

\* Exclusive of GST



# Packaging Materials

# Concluded Trades

Details of Trades					
State	Place	Qty	Unit	FOR Rate (₹/Unit)	Trade Date
<b>Corrugated Boxes (ESL 30 X 160 ml)</b>					
Uttar Pradesh	Etawah	9,00,000	Nos	*24.80	18-Dec-19
<b>Corrugated Boxes (ESL 40 X 160 ml)</b>					
Uttar Pradesh	Etawah	4,00,000	Nos	*26.95	18-Dec-19
<b>Corrugated Boxes (Extrusion Bar 45 ml)</b>					
North	Ballabgarh, Etawah, Gajraula, Ghaziabad, Karnal, Patparganj, Pilkhuwa and Rai	2,50,000	Nos	*05.32	18-Dec-19
<b>Corrugated Boxes (Extrusion Bar 65 ml 75 ml Mango Sorbet)</b>					
North	Ballabgarh, Etawah, Gajraula, Ghaziabad, Karnal, Patparganj, Pilkhuwa and Rai	4,83,552	Nos	*05.25	18-Dec-19
<b>Corrugated Boxes (Kulfi Bar)</b>					
North	Ballabgarh, Etawah, Gajraula, Ghaziabad, Karnal, Patparganj, Pilkhuwa and Rai	11,37,806	Nos	*05.72	18-Dec-19
<b>Corrugated Boxes (Lic Lollez)</b>					
North	Ballabgarh, Etawah, Gajraula, Ghaziabad, Karnal, Patparganj, Pilkhuwa and Rai	14,06,631	Nos	*06.00	18-Dec-19
<b>Corrugated Boxes (Milk Cake 150 gms)</b>					
North	Ballabgarh, Etawah, Gajraula, Ghaziabad, Karnal, Patparganj, Pilkhuwa and Rai	20,000	Nos	*07.10	18-Dec-19
<b>Corrugated Boxes (Milk Cake Orange Burfi 400 gms)</b>					
North	Ballabgarh, Etawah, Gajraula, Ghaziabad, Karnal, Patparganj, Pilkhuwa and Rai	20,000	Nos	*07.20	18-Dec-19

\* Exclusive of GST

# Packaging Materials

# Concluded Trades

## Details of Trades

State	Place	Qty	Unit	FOR Rate (₹/Unit)	Trade Date
-------	-------	-----	------	-------------------	------------

### Corrugated Boxes (Mini Bar 40 ml Choco Mini Mini Kulfi Bar)

North	Ballabgarh, Etawah, Gajraula, Ghaziabad, Karnal, Patparganj, Pilkhuwa and Rai	25,37,699	Nos	*04.96	18-Dec-19
-------	---	-----------	-----	--------	-----------

### Corrugated Boxes (Sundae Magic 115 ml Cup)

North	Ballabgarh, Etawah, Gajraula, Ghaziabad, Karnal, Patparganj, Pilkhuwa and Rai	9,95,682	Nos	*04.38	18-Dec-19
-------	---	----------	-----	--------	-----------

### Corrugated Boxes (Tray For Flavour Milk Bottle 180 ml)

Uttar Pradesh	Etawah	2,50,000	Nos	*02.84	18-Dec-19
---------------	--------	----------	-----	--------	-----------

### Corrugated Boxes (Tray Tetra Pack 200 ml With Straw)

Uttar Pradesh	Etawah	7,00,000	Nos	*10.70	18-Dec-19
---------------	--------	----------	-----	--------	-----------

### Corrugated Boxes (Tray Tetra Pack 200 ml Without Straw)

Uttar Pradesh	Etawah	80,000	Nos	*10.70	18-Dec-19
---------------	--------	--------	-----	--------	-----------

### Corrugated Boxes (1 Litre IML Tub New Shape)

North	Ballabgarh, Etawah, Gajraula, Ghaziabad, Karnal, Patparganj, Pilkhuwa and Rai	40,000	Nos	*07.41	20-Dec-19
-------	---	--------	-----	--------	-----------

### Corrugated Boxes (1 Litre Paper Tub)

North	Ballabgarh, Etawah, Gajraula, Ghaziabad, Karnal, Patparganj, Pilkhuwa and Rai	10,000	Nos	*06.77	20-Dec-19
-------	---	--------	-----	--------	-----------

### Corrugated Boxes (100 ml Cup)

North	Ballabgarh, Etawah, Gajraula, Ghaziabad, Karnal, Patparganj, Pilkhuwa and Rai	20,000	Nos	*05.39	20-Dec-19
-------	---	--------	-----	--------	-----------

### Corrugated Boxes (125 ml Cup)

North	Ballabgarh, Etawah, Gajraula, Ghaziabad, Karnal, Patparganj, Pilkhuwa and Rai	6,02,402	Nos	*05.36	20-Dec-19
-------	---	----------	-----	--------	-----------

\* Exclusive of GST

# Packaging Materials

# Concluded Trades

## Details of Trades

State	Place	Qty	Unit	FOR Rate (₹/Unit)	Trade Date
-------	-------	-----	------	-------------------	------------

### Corrugated Boxes (40 ml Cone)

North	Ballabgarh, Etawah, Gajraula, Ghaziabad, Karnal, Patparganj, Pilkhuwa and Rai	20,000	Nos	*06.15	20-Dec-19
-------	---	--------	-----	--------	-----------

### Corrugated Boxes (60 ml Kulfi Cup)

North	Ballabgarh, Etawah, Gajraula, Ghaziabad, Karnal, Patparganj, Pilkhuwa and Rai	1,64,987	Nos	*07.84	20-Dec-19
-------	---	----------	-----	--------	-----------

### Corrugated Boxes (750 ml Matka Container)

North	Ballabgarh, Etawah, Gajraula, Ghaziabad, Karnal, Patparganj, Pilkhuwa and Rai	10,000	Nos	*04.37	20-Dec-19
-------	---	--------	-----	--------	-----------

### Corrugated Boxes (75 ml Ice Cream Cups)

North	Ballabgarh, Etawah, Gajraula, Ghaziabad, Karnal, Patparganj, Pilkhuwa and Rai	29,274	Nos	*05.85	20-Dec-19
-------	---	--------	-----	--------	-----------

### Corrugated Boxes (90 ml Matka Shaped Container)

North	Ballabgarh, Etawah, Gajraula, Ghaziabad, Karnal, Patparganj, Pilkhuwa and Rai	10,000	Nos	*04.29	20-Dec-19
-------	---	--------	-----	--------	-----------

### Corrugated Boxes (Chillz Mega Bar 80 ml)

North	Ballabgarh, Etawah, Gajraula, Ghaziabad, Karnal, Patparganj, Pilkhuwa and Rai	1,62,471	Nos	*05.30	20-Dec-19
-------	---	----------	-----	--------	-----------

### Corrugated Boxes (IML 450 and 500 ml Tub)

North	Ballabgarh, Etawah, Gajraula, Ghaziabad, Karnal, Patparganj, Pilkhuwa and Rai	10,000	Nos	*05.56	20-Dec-19
-------	---	--------	-----	--------	-----------

\* Exclusive of GST

# Packaging Materials

# Concluded Trades

## Details of Trades

State	Place	Qty	Unit	FOR Rate (₹/Unit)	Trade Date
<b>Corrugated Boxes (Mini Bar 45 ml Orange Tricolour Bar 35 ml)</b>					
North	Ballabgarh, Etawah, Gajraula, Ghaziabad, Karnal, Patparganj, Pilkhuwa and Rai	60,000	Nos	*05.88	20-Dec-19
North	Ballabgarh, Etawah, Gajraula, Ghaziabad, Karnal, Patparganj, Pilkhuwa and Rai	1,00,000	Nos	*04.42	
<b>Corrugated Boxes (Single Serve Ice Cream Pastry)</b>					
North	Ballabgarh, Etawah, Gajraula, Ghaziabad, Karnal, Patparganj, Pilkhuwa and Rai	1,77,718	Nos	*04.50	20-Dec-19
<b>Corrugated Boxes (Stickless Ice Cream Bar)</b>					
North	Ballabgarh, Etawah, Gajraula, Ghaziabad, Karnal, Patparganj, Pilkhuwa and Rai	1,00,000	Nos	*03.99	20-Dec-19
<b>Corrugated Boxes (Sundae Tub 750 ml)</b>					
North	Ballabgarh, Etawah, Gajraula, Ghaziabad, Karnal, Patparganj, Pilkhuwa and Rai	1,25,436	Nos	*06.15	20-Dec-19
<b>Corrugated Boxes (Tray For Flavour Milk 500 ml)</b>					
Uttar Pradesh	Etawah	30,000	Nos	*19.17	20-Dec-19
<b>Paper Lids (100 ml Biscuit Cones)</b>					
West	Mehsana & Warana	31,40,709	Nos	*00.21	
West Bengal	Kolkata	22,97,584	Nos	*00.21	20-Dec-19
North	Patparganj, Ballabgarh and Supreme	2,35,81,370	Nos	*00.18	
<b>Paper Lids (40 ml Biscuit Cones)</b>					
North	Patparganj, Ballabgarh and Supreme	15,00,000	Nos	*00.13	20-Dec-19
West Bengal	Kolkata	60,00,000	Nos	*00.15	

\* Exclusive of GST

# Packaging Materials

# Concluded Trades

## Details of Trades

State	Place	Qty	Unit	FOR Rate (₹/Unit)	Trade Date
<b>Paper Lids (40 ml Ice Cream Cup)</b>					
West Bengal	Kolkata	30,27,439	Nos	*00.16	20-Dec-19
<b>Paper Lids (50 ml Biscuit Cones)</b>					
North	Patparganj, Ballabgarh and Supreme	1,27,82,780	Nos	*00.13	20-Dec-19
West Bengal	Kolkata	19,28,580	Nos	*00.15	
<b>Paper Lids (60 ml/75 ml/90 ml Ice Cream Cup)</b>					
West Bengal	Kolkata	56,50,781	Nos	*00.20	
West	Mehsana and Warana	66,15,169	Nos	*00.20	20-Dec-19
North	Patparganj, Ballabgarh and Supreme	2,71,51,204	Nos	*00.18	
<b>Paper Lids (French Vanilla / Nolen Gar Ice Cream Cup)</b>					
West Bengal	Kolkata	4,96,379	Nos	*00.26	
North	Patparganj, Ballabgarh and Supreme	43,29,762	Nos	*00.24	20-Dec-19
<b>Cone and Sleeve (40 ml Cone)</b>					
Haryana	Ballabgarh	41,00,000	Nos	*01.54	23-Dec-19
West Bengal	Kolkata	41,00,000	Nos	*01.61	
<b>Cone and Sleeve (50 ml Cone)</b>					
Haryana	Ballabgarh	1,51,99,302	Nos	*01.59	
Maharashtra	Warana and Mehsana	5,88,790	Nos	*01.51	23-Dec-19
West Bengal	Kolkata	20,83,600	Nos	*01.67	
<b>Cone and Sleeve (100 ml Cone)</b>					
Haryana	Ballabgarh	2,11,64,848	Nos	*01.79	
Maharashtra	Warana & Mehsana	25,51,919	Nos	*01.72	23-Dec-19
West Bengal	Kolkata	21,42,563	Nos	*01.77	
<b>Paper Cup (150 ml Ice Cream)</b>					
North	Ballabgarh & Patparganj	63,41,988	Nos	*01.04	28-Dec-19
<b>Corrugated Box (20 Kg Butter)</b>					
Gujarat	Mehsana	89,537	Nos	*21.50	17-Jan-19
<b>Corrugated Box Ghee Tin Container (1 L x 12 Unit)</b>					
Gujarat	Junagadh	14,570	Nos	*29.50	17-Jan-19

\* Exclusive of GST

## Packaging Materials

## Concluded Trades

### Details of Trades

State	Place	Qty	Unit	FOR Rate (₹/Unit)	Trade Date
<b>Corrugated Box Lined Carton (1 L x 12 Packs)</b>					
Gujarat	Junagadh	88,626	Nos	*22.70	17-Jan-19
<b>Corrugated Box Lined Carton (200 ml x 30 Packs)</b>					
Gujarat	Junagadh	14,782	Nos	*17.80	17-Jan-19
<b>Corrugated Box Lined Carton (500 ml x 30 Packs)</b>					
Gujarat	Junagadh	30,031	Nos	*21.90	17-Jan-19
<b>Milk Polythene Film</b>					
West Bengal	Kolkata	48,000	Nos	151.00	20-Jan-19

\* Exclusive of GST

## Others

## Concluded Trades

### Details of Trades

State	Place	Qty	Unit	FOR Rate (₹/Unit)	Trade date
<b>Briquettes</b>					
Gujarat	Junagadh	600	MT	5,299.00	09-Jan-20
<b>Rice Husk</b>					
Uttar Pradesh	Etawah	1,500	MT	4,120.00	25-Jan-20
<b>Liquid Glucose</b>					
Delhi	Patparganj	3,000	Kgs	*35.00	
Haryana	Ballabgarh	4,800	Kgs	*37.00	18-Jan-20
	Sonipat	2,600	Kgs	*37.00	
Uttar Pradesh	Ghaziabad	1,800	Kgs	*37.00	

\* Exclusive of GST

# Sugar

# Concluded Trades

## Details of Trades

State	Place	Qty (MT)	FOR Rate (₹/Kg)	Trade Date
<b>G-60</b>				
Andhra Pradesh	Tirupati	12	40.76	04-Jan-20
Maharashtra	Nagpur	5	43.00	13-Jan-20
	Vashi	10	36.24	22-Jan-20
Uttar Pradesh	Etawah	30	36.49	09-Jan-20
	Pilkhuwa	15	36.32	10-Jan-20
		30	35.59	27-Jan-20
<b>G-100</b>				
Delhi	Patparganj	30	35.00	29-Jan-20
<b>M-30</b>				
West Bengal	Champadanga	11	39.50	11-Jan-20
<b>M-31</b>				
Bihar	Samastipur	60	36.49	16-Jan-20
	Darbhangha	30	35.93	27-Jan-20
Haryana	Ballabgarh	10	37.20	20-Jan-20
		20	35.32	29-Jan-20
	Sonipat	20	34.94	30-Jan-20
Jharkhand	Ranchi	25	35.93	22-Jan-20
<b>S-30</b>				
Telangana	Hyderabad	22	34.50	18-Jan-20
<b>S-31</b>				
Haryana	Rohtak	60	36.35	20-Jan-20
<b>Pharma Grade</b>				
Haryana	Jind	20	38.91	16-Jan-20
	Sirsa	40	38.69	06-Jan-20
Uttarakhand	Dehradun	25	38.72	29-Jan-20

---

# Upcoming Events

---

## National Events

---

- |                             |  |
|-----------------------------|--|
| <b>01 - 04 Feb 2020</b>     | <b>FarmTech Asia</b><br>Raipur, Chhattisgarh<br>International Exhibition and Conference on Agriculture, Horticulture, Dairy Industry<br><a href="http://farmtechasia.com/">http://farmtechasia.com/</a>  |
| <b>05 - 06 Feb 2020</b>     | <b>India Food Forum</b><br>Mumbai, Maharashtra<br>Trade fairs of the food and beverage sector with focus on the grocery<br><a href="https://www.tradefairdates.com/India-Food-Forum-M12120/Mumbai.html">https://www.tradefairdates.com/India-Food-Forum-M12120/Mumbai.html</a>   |
| <b>06 - 07 Feb 2020</b>     | <b>International Conference on Animal Welfare in Cattle Production</b><br>Mumbai, Maharashtra<br>Interdisciplinary platform for the most recent innovations, trends, and concerns as well as practical challenges in the fields of Animal Welfare in Cattle Production<br><a href="http://waset.org/animal-welfare-in-cattle-production-conference-in-february-2020-in-mumbai">waset.org/animal-welfare-in-cattle-production-conference-in-february-2020-in-mumbai</a> |
| <b>03 - 07 Feb 2020</b>     | <b>Aahar</b><br>New Delhi, India<br>International Food and Hospitality Fair<br><a href="http://www.expodatabase.de/en/expos/4961-aahar-new-delhi-india">www.expodatabase.de/en/expos/4961-aahar-new-delhi-india</a>  |
| <b>07 - 09 Feb 2020</b>     | <b>Feed Tech Expo 2020</b><br>Ludhiana, Punjab<br>Feed Tech Expo along with Feed Conference<br><a href="http://www.flockstation.com/feed-tech-expo-2020-ludhiana">www.flockstation.com/feed-tech-expo-2020-ludhiana</a>  |
| <b>20 - 22 Feb 2020</b>     | <b>48th Dairy Industry Conference</b><br>Jaipur, Rajasthan<br>Exhibition to showcase the advancements in dairy and allied industries<br><a href="http://www.48dic.org/pdf/Invitation%20&amp;%20Brochuer.pdf">www.48dic.org/pdf/Invitation%20&amp;%20Brochuer.pdf</a>   |
| <b>27 - 28 Feb 2020</b>     | <b>International Conference on Energy and Infrastructure Management</b><br>Gandhinagar, Gujarat<br>Conference on Contemporary Issues and Challenges in Energy & Infrastructure Management<br><a href="http://spm.pdpu.ac.in/iceim2020.html">spm.pdpu.ac.in/iceim2020.html</a>  |
| <b>28 Feb - 01 Mar 2020</b> | <b>Rice Pro-Tech Expo. 2020</b><br>Varanasi, Uttar Pradesh<br>Technology exhibition on Rice, Wheat, Pulses and Poha milling machinery<br><a href="http://www.indiariceexpo.com/default.aspx">www.indiariceexpo.com/default.aspx</a>  |
| <b>06 - 08 Mar 2020</b>     | <b>Food &amp; Agritech Expo 2020</b><br>Surat, Gujarat<br>International Exhibition on Food and Agriculture including processing sector<br><a href="http://fatech.sgcci.in/upload/download/brochure.pdf">fatech.sgcci.in/upload/download/brochure.pdf</a>   |
| <b>20 - 22 Mar 2020</b>     | <b>PackPlus South 2020</b><br>Hyderabad, Telangana<br>The total packaging, converting and supply chain event<br><a href="http://www.packplussouth.in/en-gb.html">www.packplussouth.in/en-gb.html</a>   |



## International Events

---

**02 - 05 Feb 2020**

**ISM 2020**

Cologne, Germany  
International supplier trade fair for the sweets and snacks  
[www.ism-cologne.com](http://www.ism-cologne.com)

---

**05 Feb 2020**

**Dairy Tech**

Coventry, United Kingdom  
Dairy-Tech will showcase a fresh show that recognizes the pressing needs of the modern dairy professionals  
[dairy-tech.uk/](http://dairy-tech.uk/)

---

**11 - 13 Feb 2020**

**Ice Cream & Artisan Food Show 2020**

Harrogate, United Kingdom  
It is a unique expo showcasing a huge assortment of ice cream varieties together with its equipment and supplies  
[ice-cream.org/content/ice-cream-artisan-food-show](http://ice-cream.org/content/ice-cream-artisan-food-show)

---

**16 - 20 Feb 2020**

**Gulfood 2020**

Dubai, United Arab Emirates  
Food and Beverages Trade Show  
[www.gulfood.com/welcome](http://www.gulfood.com/welcome)

---

**18 - 21 Feb 2020**

**DairyTech | Dairy & Meat Industry 2020**

Moscow, Russia  
Russia's only exhibition of equipment and technologies for the dairy industry  
[www.dairytech-expo.ru/Home](http://www.dairytech-expo.ru/Home)

---

**22 Feb - 01 Mar 2020**

**International Agricultural Show**

Paris, France  
Agricultural and allied sector trade event  
[en.salon-agriculture.com/](http://en.salon-agriculture.com/)

---

**02 - 03 Mar 2020**

**12th Annual American Food Innovate Summit**

Chicago, United States  
The American Food Innovate Summit agenda is packed with industry experience in launching new products to the market  
[go.evnt.com/562405-2?pid=6450](http://go.evnt.com/562405-2?pid=6450)

---

**07 - 09 Mar 2020**

**Food Expo**

Athens, Greece  
International Food and Beverage Exhibition  
[foodexpo.gr/en/](http://foodexpo.gr/en/)

---

**17 - 19 Mar 2020**

**Food Ingredients China**

Shanghai, China  
Food Additives and Ingredients Exhibition  
[10times.com/food-ingredients-china](http://10times.com/food-ingredients-china)

---

**18 - 20 Mar 2020**

**ILDEX VIETNAM 2020**

Ho Chi Minh City, Vietnam  
International Livestock, Dairy, Meat Processing and Aquaculture Exposition  
[ildex.com.vn/en/home](http://ildex.com.vn/en/home)

---


**20 - 22 Mar 2020**

**Nepal Agritech International Expo**

Bharatpur, Nepal  
Exhibition on Agriculture, Farm Machinery, Dairy, Poultry, Livestock, Farm Equipment & Technologies  
[nepalagritech.com.np](http://nepalagritech.com.np)

<b>24 - 26 Mar 2020</b>	<b>Victam Asia and VIV Health And Nutrition Asia 2020</b> Bangkok, Thailand Trade fair dedicated to the animal feed processing industry in Asia <a href="http://victamasiasia.com">victamasiasia.com</a>
<b>30 Mar - 01 Apr 2020</b>	<b>Foodex and the Ingredients Show</b> Birmingham, United Kingdom The UK's premier trade event for the food and drink processing, packaging and logistics industries <a href="http://www.foodex.co.uk/">www.foodex.co.uk/</a>   <a href="http://www.theingredientsshow.co.uk">www.theingredientsshow.co.uk</a>
<b>01 - 02 Apr 2020</b>	<b>Food Safety Summit</b> Toronto, Canada Food safety procedures, changing regulations and leveraging technology innovations to transform the food safety <a href="http://bit.ly/foodsafety2020">bit.ly/foodsafety2020</a>
<b>01 Apr 2020</b>	<b>IFST Spring Conference SC20: The Appliance of Food Science</b> London, United Kingdom Conference focusing on latest developments in food science, technologies and its application in the food sector <a href="http://www.ifst.org/events/841/ifst-spring-conference-sc20-the-appliance-of-food-science">www.ifst.org/events/841/ifst-spring-conference-sc20-the-appliance-of-food-science</a>
<b>14 - 16 Apr 2020</b>	<b>Cheese Expo</b> Wisconsin Center, United States of America Cheese, Butter and Whey Processing Expo and seminars <a href="http://cheeseexpo.org">cheeseexpo.org</a>
<b>28 - 29 Apr 2020</b>	<b>European Food Sure Summit</b> Milan, Italy Food Safety, Quality and Marketing Summit <a href="http://www.foodsureeurope.com">www.foodsureeurope.com</a>
<b>04 - 05 May 2020</b>	<b>8th IDF International Symposium on Sheep, goat and other non-cow milk</b> Brussels, Belgium Scientific lectures on sheep, goat and other non-cow animals related to latest developments in dairy products, animal health, and sustainability. <a href="http://www.fil-idf.org/sheepandgoat2020">www.fil-idf.org/sheepandgoat2020</a>
<b>07 - 13 May 2020</b>	<b>Interpack</b> Düsseldorf, Germany Trade fair for processing & packaging for food, beverage, confectionery, bakery, etc. industry <a href="http://www.interpack.com">www.interpack.com</a>
<b>12 - 14 May 2020</b>	<b>Vitafoods</b> Geneva, Switzerland The leading buying and sourcing event for the global nutraceutical industry <a href="http://www.vitafoods.eu.com/en/welcome.html">www.vitafoods.eu.com/en/welcome.html</a>
<b>13 - 15 May 2020</b>	<b>Sial China and Biofact China 2020</b> Shanghai, China Trade fair on food and beverage industry <a href="http://www.sialchina.com">www.sialchina.com</a>
<b>21 - 22 May 2020</b>	<b>Nutri Food Safety 2020</b> Tokyo, Japan World Congress on Nutrition and Food Safety <a href="http://www.jsbconference.com/World-Congress-Nutrition-Food-Safety">www.jsbconference.com/World-Congress-Nutrition-Food-Safety</a>

# Associated Brands



INTRODUCED

# DRY FRUITS, NUTS & CHOCOLATES



AT

NCDFI  
eMarket

FOR



**National Cooperative Dairy Federation of India Ltd.**

NDDB D-Lab Campus, Post Box 79, Anand 388 001

+91-2692-288388 ☎ 288399 ✉ info@NCDFIeMarket.com

🌐 www.NCDFIeMarket.com | www.NCDFI.coop